



**RODAVIGO, S.A.**  
RODAMIENTOS VIGO, S.A.

[www.rodavigo.net](http://www.rodavigo.net)

**+34 986 288118**  
Servicio de Att. al Cliente



31

# HAMMER RANGE



**RODAVIGO, S.A.**

RODAMIENTOS VIGO, S.A.

[www.rodavigo.net](http://www.rodavigo.net)

**+34 986 288118**

Servicio de Att. al Cliente

# HAMMER RANGE

**HIGH PERFORMANCE  
POWER WHEN YOU  
NEED IT MOST**

---

**AEG POWERTOOLS** offer an extensive selection of high performance rotary, combination, chipping and demolition hammers.

---

**AEG**  
POWERTOOLS





## SDS-PLUS COMBI HAMMER

KH 24XE

### Features

- Powerful 720 watt motor
- 24 mm drilling capacity in concrete
- Rotary stop for light chiselling applications
- FIXTEC quick change chuck
- Safety clutch for user protection
- Variable speed electronics for control
- Hammer action stop for drilling in wood or metal
- Forward and reverse mechanism
- Soft-grip handle for comfort
- Supplied with a side handle, FIXTEC adaptor and keyless chuck, metal depth gauge and a 4 m cable



### Specifications

	KH 24XE	KH 24E
Power input (W)	720	720
No load speed (rpm)	1500	1500
Blow energy (EPTA)(J)	2.3	2.3
Full load hammer action (bpm)	0-4500	0-4500
Max. drilling wood/ steel/ concrete (mm)	30/13/24	30/13/24
FIXTEC	Yes	No
Weight (kg)	2.6	2.4
Supplied in	Kitbox	Kitbox
Article Number	4935428220	4935428210
EAN Code	4002395194407	4002395194391



## SDS-PLUS COMBI HAMMER

KH 26E

### Features

- Powerful 800 watt motor
- 26 mm drilling capacity in concrete
- Rotary stop for light chiselling applications
- Safety clutch for user protection
- Variable speed electronics for control
- Hammer action stop for drilling in wood or metal
- Forward and Reverse mechanism
- Soft-grip handle for comfort
- Supplied with a side handle, meta depth gauge and a 4 m cable



### Specifications

	KH 26E	KH 26XE
Power input (W)	800	800
No load speed (rpm)	0-1500	0-1500
Blow energy (EPTA)(J)	2.5	2.5
Full load hammer action (bpm)	0-4500	0-4500
Max. drilling wood/ steel/ concrete (mm)	30/13/26	30/13/26
FIXTEC	No	Yes
Weight (kg)	2.6	2.8
Supplied in	Kitbox	Kitbox
Article Number	4935428180	4935428910
EAN Code	4002395194360	4002395194681





32 HAMMER SYSTEMS

**SDS-PLUS ROTARY HAMMER**

BH 22E

**Features**

- Powerful 650 watt motor
- 22 mm drilling capacity in concrete
- Safety clutch for user protection
- Variable speed electronics for control
- Hammer action stop for drilling in wood or metal
- Forward and reverse mechanism
- Supplied with a side handle, metal depth gauge and a 4 m cable



**Specifications**

**BH 22E**

Power input (W)	<b>650</b>
No load speed (rpm)	<b>0-1290</b>
Blow energy (EPTA)(J)	<b>1.9</b>
Full load hammer action (bpm)	<b>0-3700</b>
Max. drilling wood/ steel/ concrete (mm)	<b>30/13/22</b>
Weight (kg)	<b>2.5</b>
Supplied in	<b>Kitbox</b>
Article Number	<b>4935411480</b>
EAN Code	<b>4002395197026</b>



**SDS-PLUS ROTARY HAMMER**

BH 24E

**Features**

- Powerful 720 watt motor
- 24 mm drilling capacity in concrete
- Safety clutch for user protection
- Variable speed electronics for control
- Hammer action stop for drilling in wood or metal
- Forward and reverse mechanism
- Soft-grip handle for comfort
- Supplied with a side handle, metal depth gauge and a 4 m cable



**Specifications**

**BH 24E**

Power input (W)	<b>720</b>
No load speed (rpm)	<b>1500</b>
Blow energy (EPTA)(J)	<b>2.3</b>
Full load hammer action (bpm)	<b>0-4500</b>
Max. drilling wood/ steel/ concrete (mm)	<b>30/13/24</b>
Weight (kg)	<b>2.4</b>
Supplied in	<b>Kitbox</b>
Article Number	<b>4935428200</b>
EAN Code	<b>4002395194384</b>






## SDS-PLUS COMBI HAMMER

PN 3500X

### Features

- Powerful 750 watt motor
- 30 mm drilling capacity in concrete
- Rotary stop for light chiselling applications
- Soft hammer mode reduces blow energy and speed for controlled drilling in masonry
- FIXTEC quick change tool system
- AVS anti-vibration system significantly reduces vibration for user comfort and safety
- Safety clutch for user protection
- Hammer action stop for drilling in wood or metal
- Supplied with a side handle, FIXTEC adaptor and keyed chuck, metal depth gauge and a 4 m cable



### Specifications

	PN 3500X	PN 3500
Power input (W)	750	750
No load speed (rpm)	0-970	0-970
Blow energy (EPTA)(J)	3.4	3.4
Full load hammer action (bpm)	0-4200	0-4200
Max. drilling wood/ steel/ concrete (mm)	40/16/30	40/16/30
FIXTEC	Yes	No
Weight (kg)	3.6	3.4
Supplied in	Kitbox	Kitbox
Article Number	4935412210	4935412152
EAN Code	4002395198337	4002395198306



## SDS-PLUS CHIPPING HAMMER

PM 3


### Features

- Powerful 720 watt motor
- 3.6 J impact energy for powerful chipping
- Variolock (35 positions) for selecting the most appropriate chisel angle
- Service hatches for easy changing of carbon brushes
- Lock-on switch function
- AVS anti-vibration system significantly reduces vibration for more comfortable operation
- Soft-grip for more comfortable handling
- Supplied with a side handle and a 4 m cable



### Specifications

	PM 3
Power input (W)	720
Blow energy (EPTA)(J)	3.6
Full load hammer action (bpm)	0-3650
Weight (kg)	3.7
Supplied in	Kitbox
Article Number	4935412541
EAN Code	4002395199044





34 HAMMER SYSTEMS

**SDS-PLUS COMBI HAMMER**

**KH 28 Super XE**

**Features**

- Powerful 1010 watt motor
- 28 mm drilling capacity in concrete
- Rotary stop for light chiselling applications
- Soft hammer mode reduces blow energy and speed for drilling/chiselling in sensitive materials
- FIXTEC quick change tool system
- Safety clutch for user protection
- Variable speed electronics for control
- Hammer action stop for drilling in wood or metal
- Soft-grip handle for comfort
- Electronic overload protection
- No load speed limitation
- Supplied with a side handle, FIXTEC adaptor and keyless chuck, metal depth gauge and a 4 m cable



**Specifications**

**KH 28 Super XE**

Power input (W)	<b>1010</b>
No load speed (rpm)	<b>0-1500</b>
Blow energy (EPTA)(J)	<b>2.8</b>
Full load hammer action (bpm)	<b>0-5000</b>
Max. drilling wood/ steel/ concrete (mm)	<b>30/13/28</b>
Weight (kg)	<b>2.8</b>
Supplied in	<b>Kitbox</b>
Article Number	<b>4935428190</b>
EAN Code	<b>4002395194377</b>



**SDS-PLUS COMBI HAMMER**

**BH 26LXE**

**Features**


- Powerful 750 watt motor
- 26 mm drilling capacity in concrete
- Rotary stop for light chiselling applications
- Soft hammer mode reduces blow energy and speed for drilling/chiselling in sensitive materials
- FIXTEC quick change tool system
- AVS anti-vibration system significantly reduces vibration for user comfort and safety
- Safety clutch for user protection
- Hammer action stop for drilling in wood or metal
- Supplied with a side handle, FIXTEC adaptor and keyless chuck, metal depth gauge and a 4 m cable



**Specifications**

**BH 26LXE                      BH 26LE**

Power input (W)	<b>750</b>	<b>750</b>
No load speed (rpm)	<b>0-1400</b>	<b>0-1400</b>
Blow energy (EPTA)(J)	<b>2.7</b>	<b>2.7</b>
Full load hammer action (bpm)	<b>0-4500</b>	<b>0-4500</b>
Max. drilling wood/ steel/ concrete (mm)	<b>30/13/26</b>	<b>30/13/26</b>
FIXTEC	<b>Yes</b>	<b>No</b>
Weight (kg)	<b>3.1</b>	<b>2.9</b>
Supplied in	<b>Kitbox</b>	<b>Kitbox</b>
Article Number	<b>4935412000</b>	<b>4935412042</b>
EAN Code	<b>4002395197187</b>	<b>4002395197903</b>





## SDS-MAX TRADESMANN CHIPPING HAMMER

MH 5 G

### Features

- Best power to weight ratio in its class
- 2 mode SDS-Max chipping hammer
- Multi position chisel function gives 12 different positions to optimize working angle
- Robust magnesium gear housing for tough environments, exact seat fitting of gear components for better cooling
- Low vibration construction enhances usage time per day
- Soft grip side handle
- Supplied with a side handle and a 4 m cable



### Specifications

	<b>MH 5G</b>
Power input (W)	<b>1100</b>
Blow energy (EPTA)(J)	<b>7.5</b>
Full load hammer action (bpm)	<b>0-3000</b>
Vibration chiseling (m/s <sup>2</sup> )	<b>16.7</b>
Weight (kg)	<b>5.9</b>
Supplied in	<b>Kitbox</b>
Article Number	<b>4935443170</b>
EAN Code	<b>4002395135462</b>



## SDS-MAX DEMOLITION HAMMER

MH 5 E

### Features

- Powerful 1200 watt motor
- 8.5 J impact energy for effortless chipping
- Soft hammer mode reduces blow energy for chiselling in sensitive materials
- AVS anti-vibration system significantly reduces vibration for user comfort and safety
- Soft start for precise start of chiselling
- Service light provides in-time notice in the case of worn out brushes
- Power light indicates if electricity flows
- Supplied with a D front handle, grease and a 6 m cable



### Specifications

	<b>MH 5 E</b>
Power input (W)	<b>1200</b>
Blow energy (EPTA)(J)	<b>8.5</b>
Full load hammer action (bpm)	<b>0-2840</b>
Weight (kg)	<b>6.2</b>
Supplied in	<b>Kitbox</b>
Article Number	<b>4935412361</b>
EAN Code	<b>4002395198795</b>





36 HAMMER SYSTEMS

**SDS-MAX COMBI HAMMER**

**KH 5 G**

**Features**

- Powerful 1100 watt motor
- 7.5 J EPTA blow energy
- 40 mm drilling capacity in concrete
- Rotary stop for chiselling applications
- Safety clutch for user protection
- Soft start for precise start of drilling/chiselling
- Supplied with a side handle, metal depth gauge, grease and a 4 m cable



**Specifications**

**KH 5 G**

Power input (W)	<b>1100</b>
No load speed (rpm)	<b>0-450</b>
Blow energy (EPTA)(J)	<b>7.5</b>
Full load hammer action (bpm)	<b>0-3000</b>
Max. drilling concrete/core bit/tunnel drill bit (mm)	<b>40/105/65</b>
Weight (kg)	<b>6.4</b>
Supplied in	<b>Kitbox</b>
Article Number	<b>4935418160</b>
EAN Code	<b>4002395133062</b>



**SDS-MAX COMBI HAMMER**

**KH 5 E**

**Features**


- Powerful 1200 watt motor
- 40 mm drilling capacity in concrete
- Rotary stop for light chiselling applications
- Soft hammer mode reduces blow energy and speed for drilling/chiselling in sensitive materials
- AVS anti-vibration system significantly reduces vibration for user comfort and safety
- Safety clutch for user protection
- Soft start for precise start of drilling/chiselling
- Service light provides in-time notice in the case of worn out brushes
- Power light indicates if electricity flows
- Supplied with a side handle, metal depth gauge, grease and a 6 m cable



**Specifications**

**KH 5 E**













Power input (W)	<b>1200</b>
No load speed (rpm)	<b>300</b>
Blow energy (EPTA)(J)	<b>8.5</b>
Full load hammer action (bpm)	<b>0-2840</b>
Max. drilling concrete/core bit/tunnel drill bit (mm)	<b>40/90/65</b>
Weight (kg)	<b>6.6</b>
Supplied in	<b>Kitbox</b>
Article Number	<b>4935412326</b>
EAN Code	<b>4002395198603</b>











**ROTARY/COMBINATION HAMMERS**

		<b>Power input (W)</b>	<b>Blow energy (EPTA) (J)</b>	<b>Full load hammer action (bpm)</b>	<b>Vibration drilling (m/s<sup>2</sup>)</b>	<b>Vibration chiseling (m/s<sup>2</sup>)</b>	<b>Weight (kg)</b>
BBH 12		12	0.9	0-5350	4.4	n/a	1.8
BBH 18		18	2.3	0-4200	16.0	8.8	3.5
BH 22E		650	1.9	0-3700	15.5	n/a	2.5
BH 24E		720	2.3	0-4500	14.0	n/a	2.4
KH 24XE		720	2.3	0-4500	14.0	11.6	2.6
KH 26E		800	2.5	0-4500	15.0	12.4	2.6
BH 26LXE		750	2.7	0-4500	14.5	13	3.1
KH 28 Super XE		1010	2.8	0-5000	15.4	13.5	2.8
PN 3500X		750	3.4	0-4200	20.0	15	3.6
KH 5 G		1100	7.5	0-3000	16.8	16.7	6.4
KH 5 E		1200	8.5	0-2840	13.0	9	6.6
PN 11 E		1700	20	975-1950	12.5	11	11.8

**DEMOLITION HAMMERS**

		<b>Power input (W)</b>	<b>Blow energy (EPTA) (J)</b>	<b>Full load hammer action (bpm)</b>	<b>Vibration drilling (m/s<sup>2</sup>)</b>	<b>Vibration chiseling (m/s<sup>2</sup>)</b>	<b>Weight (kg)</b>
PM 3		720	3.6	0-3650	n/a	10	3.7
MH 5G		1100	7.5	0-3000	n/a	16.7	5.9
MH 5 E		1200	8.5	0-2840	n/a	11.5	6.2
PM 10 E		1600	20	975-1950	n/a	11	11.0



38 HAMMER SYSTEMS

**SDS-MAX LARGE COMBI HAMMER**

PN 11 E

**Features**

- Powerful 1700 watt motor
- 20 J impact energy for heavy demolition applications
- 50 mm drilling capacity into concrete
- Variable speed electronics for control
- No load speed limitation
- AVS anti-vibration system significantly reduces vibration for user comfort and safety
- Safety clutch for user protection
- Soft start for precise start of drilling/chiselling
- Service light provides in-time notice in the case of worn out brushes
- Automatic cut out carbon brushes
- Soft-grip on handles for comfort
- Supplied with a D front handle, additional side handle, grease and a 6 m cable



**Specifications**

PN 11 E

Power input (W)	<b>1700</b>
Blow energy (EPTA)(J)	<b>20</b>
Full load hammer action (bpm)	<b>975-1950</b>
Max. drilling concrete/core bit/tunnel drill bit (mm)	<b>50/150/80</b>
Weight (kg)	<b>11.8</b>
Supplied in	<b>Kitbox</b>
Article Number	<b>4935412440</b>
EAN Code	<b>4002395198931</b>



**SDS-MAX LARGE DEMOLITION HAMMER**

PM 10 E

**Features**

- Powerful 1600 watt motor
- 20 J impact energy for heavy demolition applications
- Variable speed electronics for control
- No load speed limitation
- AVS anti-vibration system significantly reduces vibration for user comfort and safety
- Soft start for precise start of chiselling
- Service light provides in-time notice in the case of worn out brushes
- Automatic cut out carbon brushes
- Soft-grip on handles for comfort
- Supplied with a D front handle, grease and a 6 m cable



**Specifications**

PM 10 E

Power input (W)	<b>1600</b>
Blow energy (EPTA)(J)	<b>20</b>
Full load hammer action (bpm)	<b>975-1950</b>
Weight (kg)	<b>11.0</b>
Supplied in	<b>Kitbox</b>
Article Number	<b>4935412418</b>
EAN Code	<b>4002395198832</b>

