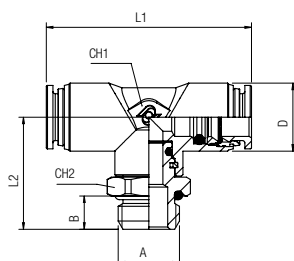


59216

RACCORDO A T ORIENTABILE MASCHIO CILINDRICO

ORIENTING TEE MALE ADAPTOR (PARALLEL)-CENTRE LEG
 T-EINSCHRAUBVERSCHRAUBUNG ZYLINDRISCH (DREHBAR)
 TÉ ORIENTABLE À PIQUAGE MÂLE CENTRAL, CYLINDRIQUE
 RACOR A T ORIENTABLE MACHO CENTRAL CILÍNDRICO CON TÓRICA (FKM)
 CONEXÃO EM "T" ORIENTÁVEL COM ROSCA MACHO PARALELA

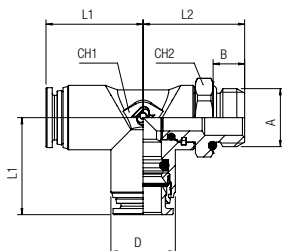


Code	Tube	A	B	L1	L2	CH1	CH2	D	Pack.
59216 00 003	4	1/8	5,5	32,5	18,5	9	13	10	50
59216 00 008	6	1/8	5,5	40,5	21,5	11	13	12,5	50
59216 00 009	6	1/4	7	40,5	21,5	11	16	12,5	50
59216 00 011	8	1/4	7	44	24	13	16	14,5	50
59216 00 012	8	3/8	8	44	26	13	20	14,5	50

59226

RACCORDO A T ORIENTABILE MASCHIO LATERALE CILINDRICO

ORIENTING TEE MALE ADAPTOR (PARALLEL) - OFF - SET LEG
 L-EINSCHRAUBVERSCHRAUBUNG ZYLINDRISCH (DREHBAR)
 TÉ ORIENTABLE À PIQUAGE LATÉRAL, CYLINDRIQUE
 RACOR A T ORIENTABLE MACHO LATERAL CILÍNDRICO CON TÓRICA
 CONEXÃO MACHO EM "T" LATERAL ORIENTÁVEL COM ROSCA PARALELA

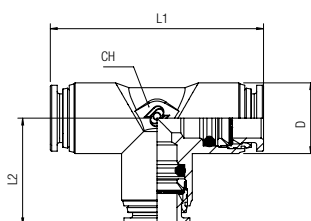


Code	Tube	A	B	L1	L2	CH1	CH2	D	Pack.
59226 00 003	4	1/8	5,5	16,5	18,5	9	13	10	50
59226 00 008	6	1/8	5,5	20	20,5	11	13	12,5	50
59226 00 009	6	1/4	7	20	22	11	16	12,5	50
59226 00 011	8	1/4	7	22	23	13	16	14,5	50
59226 00 012	8	3/8	8	22	25	13	20	14,5	50

59230

RACCORDO A T INTERMEDIO

TEE CONNECTOR
 T-ANSCHLUSS
 RACCORD TÉ
 RACOR A T INTERMEDIO
 CONEXÃO EM "T" TUBO-TUBO



Code	Tube	L1	L2	CH	D	Pack.
59230 00 001	4	32,5	16,5	9	10	50
59230 00 002	6	40,5	20,5	11	12,5	50
59230 00 003	8	44	22	13	14,5	50

