

V & WEDGE BELTS BANDED



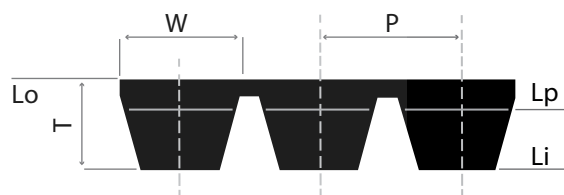
V & WEDGE BELTS BANDED

Description

Banded V-Belts & Wedge Belts are sets of belts assembled together. Besides incorporating all of the features of standard belts, the belts are joined together to form a band gives the following additional features; no flapping during abrupt load variations, no possibility of turning over and are ideal in high vibration applications.

Part numbers are designated by letters standing for their cross-section, e.g. SPB followed by a number e.g. 2000 which specifies the belts pitch length, followed by e.g. /4 which specifies the number of bands.

Wedge Belts Banded	3V	5V	8V
Individual Section W&T (mm)	9.65 x 7.8	15.8 x13.5	25.0 x 23.0
Centres of grooves P (mm)	10.30	17.50	28.60
Lo - Lp (mm)	3.6	11.3	15.2



3V - SECTION BANDED

Part No	Effective Length (mm)	Effective Length (inches)
3V335/BAND	851	33.5
3V355/BAND	902	35.5
3V375/BAND	953	37.5
3V400/BAND	1016	40
3V425/BAND	1080	42.5
3V450/BAND	1143	45
3V475/BAND	1207	47.5
3V500/BAND	1270	50
3V530/BAND	1346	53

Part No	Effective Length (mm)	Effective Length (inches)
3V560/BAND	1422	56
3V600/BAND	1524	60
3V630/BAND	1600	63
3V670/BAND	1702	67
3V710/BAND	1803	71
3V750/BAND	1905	75
3V800/BAND	2032	80
3V850/BAND	2159	85
3V900/BAND	2286	90

Part No	Effective Length (mm)	Effective Length (inches)
3V950/BAND	2413	95
3V1000/BAND	2540	100
3V1060/BAND	2692	106
3V1120/BAND	2845	112
3V1180/BAND	2997	118
3V1250/BAND	3175	125
3V1320/BAND	3353	132
3V1400/BAND	3556	140

5V - SECTION BANDED

Part No	Effective Length (mm)	Effective Length (inches)
5V500/BAND	1270	50
5V530/BAND	1346	53
5V630/BAND	1600	63
5V670/BAND	1702	67
5V750/BAND	1905	75
5V800/BAND	2032	80
5V850/BAND	2159	85
5V900/BAND	2286	90
5V950/BAND	2413	95
5V1000/BAND	2540	100
5V1060/BAND	2692	106

Part No	Effective Length (mm)	Effective Length (inches)
5V1120/BAND	2845	112
5V1180/BAND	2997	118
5V1250/BAND	3175	125
5V1320/BAND	3353	132
5V1400/BAND	3556	140
5V1500/BAND	3810	150
5V1600/BAND	4064	160
5V1650/BAND	4191	165
5V1700/BAND	4318	170
5V1800/BAND	4572	180
5V1900/BAND	4826	190

Part No	Effective Length (mm)	Effective Length (inches)
5V2000/BAND	5080	200
5V2120/BAND	5385	212
5V2240/BAND	5690	224
5V2360/BAND	5994	236
5V2500/BAND	6350	250
5V2650/BAND	6731	265
5V2800/BAND	7112	280
5V3000/BAND	7620	300
5V3150/BAND	8001	315
5V3350/BAND	8509	335
5V3550/BAND	9017	355

V & WEDGE BELTS BANDED



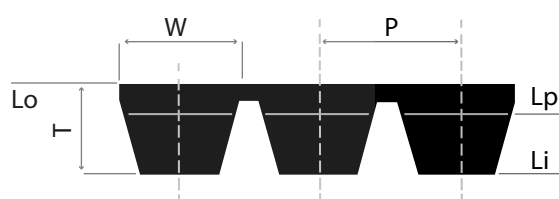
8V - SECTION BANDED

Part No	Effective Length (mm)	Effective Length (inches)
8V1000/BAND	2540	100
8V1400/BAND	3556	140
8V1600/BAND	4064	160
8V1700/BAND	4318	170
8V1800/BAND	4572	180
8V1900/BAND	4826	190
8V2000/BAND	5080	200
8V2120/BAND	5385	212
8V2240/BAND	5690	224

Part No	Effective Length (mm)	Effective Length (inches)
8V2360/BAND	5994	236
8V2500/BAND	6350	250
8V2650/BAND	6731	265
8V2800/BAND	7112	280
8V3000/BAND	7620	300
8V3150/BAND	8001	315
8V3350/BAND	8509	335
8V3550/BAND	9017	355
8V3750/BAND	9525	375

Part No	Effective Length (mm)	Effective Length (inches)
8V4000/BAND	10160	400
8V4250/BAND	10795	425
8V4500/BAND	11430	450
8V4750/BAND	12065	475
8V5000/BAND	12700	500
8V5600/BAND	14224	560
8V6000/BAND	15240	600

V Belts Banded	A	B	C
Individual Section W&T (mm)	13 x 8	17 X 11	22 x 14
Centres of grooves P (mm)	15	19	25.40
Lo - Lp (mm)	16	22	34



A - SECTION BANDED

Part No	Effective Length (mm)	Effective Length (inches)
A47/BAND	1194	47
A51/BAND	1295	51
A53/BAND	1346	53
A56/BAND	1422	56
A57/BAND	1448	57
A59/BAND	1499	59
A64/BAND	1626	64
A67/BAND	1702	67
A71/BAND	1803	71

Part No	Effective Length (mm)	Effective Length (inches)
A75/BAND	1905	75
A78/BAND	1981	78
A79/BAND	2007	79
A80/BAND	2032	80
A88/BAND	2235	88
A90/BAND	2286	90
A98/BAND	2489	98
A100/BAND	2540	100
A104/BAND	2642	104

Part No	Effective Length (mm)	Effective Length (inches)
A112/BAND	2845	112
A120/BAND	3048	120
A128/BAND	3251	128
A144/BAND	3658	144
A158/BAND	4013	158
A167/BAND	4242	167
A187/BAND	4750	187

B - SECTION BANDED

Part No	Effective Length (mm)	Effective Length (inches)
B60/BAND	1524	60
B65/BAND	1651	65
B67/BAND	1702	67
B70/BAND	1778	70
B71/BAND	1803	71
B72/BAND	1829	72
B73/BAND	1854	73
B74/BAND	1880	74
B75/BAND	1905	75
B76/BAND	1930	76
B78/BAND	1981	78
B79/BAND	2007	79
B80/BAND	2032	80

Part No	Effective Length (mm)	Effective Length (inches)
B81/BAND	2057	81
B82/BAND	2083	82
B83/BAND	2108	83
B84/BAND	2134	84
B85/BAND	2159	85
B86/BAND	2184	86
B87/BAND	2210	87
B88/BAND	2235	88
B89/BAND	2261	89
B90/BAND	2286	90
B91/BAND	2311	91
B92/BAND	2337	92
B93/BAND	2362	93

Part No	Effective Length (mm)	Effective Length (inches)
B94/BAND	2388	94
B95/BAND	2413	95
B96/BAND	2438	96
B97/BAND	2464	97
B98/BAND	2489	98
B99/BAND	2515	99
B100/BAND	2540	100
B101/BAND	2565	101
B102/BAND	2591	102
B104/BAND	2642	104
B105/BAND	2667	105
B106/BAND	2692	106
B107/BAND	2718	107

V & WEDGE BELTS BANDED



B - SECTION BANDED continued

Part No	Effective Length (mm)	Effective Length (inches)
B108/BAND	2743	108
B110/BAND	2794	110
B112/BAND	2845	112
B114/BAND	2896	114
B115/BAND	2921	115
B116/BAND	2946	116
B118/BAND	2997	118
B120/BAND	3048	120
B124/BAND	3150	124
B127/BAND	3226	127
B128/BAND	3251	128
B130/BAND	3302	130
B131/BAND	3327	131
B132/BAND	3353	132
B133/BAND	3378	133

Part No	Effective Length (mm)	Effective Length (inches)
B134/BAND	3404	134
B135/BAND	3429	135
B136/BAND	3454	136
B140/BAND	3556	140
B144/BAND	3658	144
B147/BAND	3734	147
B148/BAND	3759	148
B150/BAND	3810	150
B151/BAND	3835	151
B152/BAND	3861	152
B154/BAND	3912	154
B157/BAND	3988	157
B158/BAND	4013	158
B161/BAND	4089	161
B162/BAND	4115	162

Part No	Effective Length (mm)	Effective Length (inches)
B163/BAND	4140	163
B165/BAND	4191	165
B167/BAND	4242	167
B168/BAND	4267	168
B173/BAND	4394	173
B175/BAND	4445	175
B177/BAND	4496	177
B180/BAND	4572	180
B186/BAND	4724	186
B188/BAND	4775	188
B192/BAND	4877	192
B195/BAND	4953	195
B197/BAND	5004	197

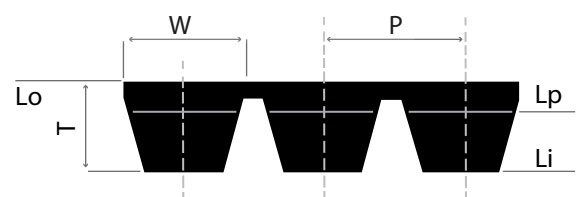
C - SECTION BANDED

Part No	Effective Length (mm)	Effective Length (inches)
C90/BAND	2286	90
C98/BAND	2489	98
C99/BAND	2515	99
C100/BAND	2540	100
C102/BAND	2591	102
C104/BAND	2642	104
C105/BAND	2667	105
C106/BAND	2692	106
C108/BAND	2743	108
C110/BAND	2794	110
C112/BAND	2845	112
C115/BAND	2921	115
C118/BAND	2997	118

Part No	Effective Length (mm)	Effective Length (inches)
C120/BAND	3048	120
C124/BAND	3150	124
C128/BAND	3251	128
C130/BAND	3302	130
C134/BAND	3404	134
C136/BAND	3454	136
C140/BAND	3556	140
C142/BAND	3607	142
C144/BAND	3658	144
C146/BAND	3708	146
C148/BAND	3759	148
C151/BAND	3835	151
C153/BAND	3886	153

Part No	Effective Length (mm)	Effective Length (inches)
C158/BAND	4013	158
C160/BAND	4064	160
C165/BAND	4191	165
C166/BAND	4216	166
C168/BAND	4267	168
C173/BAND	4394	173
C177/BAND	4496	177
C180/BAND	4572	180
C195/BAND	4953	195
C210/BAND	5334	210
C240/BAND	6096	240

Wedge Belts Banded	SPZ	SPA	SPB	SPC
Individual Section W&T (mm)	9.7 x 8	12.7 x 10	16.3 x 7.8	23 x 18
Centres of grooves P (mm)	12.00	15.00	19.00	25.50
Lo - Lp (mm)	13	18	22	30



SPZ - SECTION BANDED

Part No	Effective Length (mm)	Effective Length (inches)
SPZ1250/BAND	1212	47.7
SPZ1400/BAND	1362	53.6
SPZ1500/BAND	1462	57.6

Part No	Effective Length (mm)	Effective Length (inches)
SPZ1600/BAND	1562	61.5
SPZ1700/BAND	1662	65.4
SPZ1800/BAND	1762	69.4

Part No	Effective Length (mm)	Effective Length (inches)
SPZ1900/BAND	1862	73.3
SPZ2000/BAND	1962	77.2
SPZ2120/BAND	2082	82.0

V & WEDGE BELTS BANDED



SPZ - SECTION BANDED continued

Part No	Effective Length (mm)	Effective Length (inches)
SPZ2240/BAND	2202	86.7
SPZ2360/BAND	2322	91.4
SPZ2500/BAND	2462	96.9

Part No	Effective Length (mm)	Effective Length (inches)
SPZ2650/BAND	2612	102.8
SPZ2800/BAND	2762	108.7
SPZ3000/BAND	2962	116.6

Part No	Effective Length (mm)	Effective Length (inches)
SPZ3150/BAND	3112	122.5
SPZ3350/BAND	3312	130.4
SPZ3550/BAND	3512	138.3

SPA - SECTION BANDED

Part No	Effective Length (mm)	Effective Length (inches)
SPA1250/BAND	1205	47.4
SPA1400/BAND	1355	53.3
SPA1500/BAND	1455	57.3
SPA1600/BAND	1555	61.2
SPA1700/BAND	1655	65.2
SPA1800/BAND	1755	69.1
SPA1900/BAND	1855	73.0

Part No	Effective Length (mm)	Effective Length (inches)
SPA2120/BAND	2075	81.7
SPA2150/BAND	2105	82.9
SPA2240/BAND	2195	86.4
SPA2360/BAND	2315	91.1
SPA2500/BAND	2455	96.7
SPA2650/BAND	2605	102.6
SPA2800/BAND	2755	108.5

Part No	Effective Length (mm)	Effective Length (inches)
SPA3000/BAND	2955	116.3
SPA3350/BAND	3305	130.1
SPA3550/BAND	3505	138.0
SPA3750/BAND	3705	145.9
SPA4000/BAND	3955	155.7
SPA4250/BAND	4205	165.6
SPA4500/BAND	4455	175.4

SPB - SECTION BANDED

Part No	Effective Length (mm)	Effective Length (inches)
SPB1600/BAND	1540	60.6
SPB1800/BAND	1740	68.5
SPB2000/BAND	1940	76.4
SPB2120/BAND	2060	81.1
SPB2240/BAND	2180	85.8
SPB2360/BAND	2300	90.6
SPB2500/BAND	2440	96.1
SPB2650/BAND	2590	102.0
SPB2800/BAND	2740	107.9

Part No	Effective Length (mm)	Effective Length (inches)
SPB3000/BAND	2940	115.7
SPB3150/BAND	3090	121.7
SPB3350/BAND	3290	129.5
SPB3550/BAND	3490	137.4
SPB3750/BAND	3690	145.3
SPB4000/BAND	3940	155.1
SPB4250/BAND	4190	165.0
SPB4500/BAND	4440	174.8
SPB4750/BAND	4690	184.6

Part No	Effective Length (mm)	Effective Length (inches)
SPB5000/BAND	4940	194.5
SPB5300/BAND	5240	206.3
SPB5600/BAND	5540	218.1
SPB6000/BAND	5940	233.9
SPB6300/BAND	6240	245.7
SPB6700/BAND	6640	261.4
SPB7100/BAND	7040	277.2
SPB7500/BAND	7440	292.9
SPB8000/BAND	7940	312.6

SPC - SECTION BANDED

Part No	Effective Length (mm)	Effective Length (inches)
SPC2360/BAND	2277	89.6
SPC2500/BAND	2417	95.2
SPC2800/BAND	2717	107.0
SPC3000/BAND	2917	114.8
SPC3150/BAND	3067	120.7
SPC3350/BAND	3267	128.6
SPC3550/BAND	3467	136.5
SPC3750/BAND	3667	144.4
SPC4000/BAND	3917	154.2
SPC4250/BAND	4167	164.1

Part No	Effective Length (mm)	Effective Length (inches)
SPC4500/BAND	4417	173.9
SPC4750/BAND	4667	183.7
SPC5000/BAND	4917	193.6
SPC5300/BAND	5217	205.4
SPC5600/BAND	5517	217.2
SPC6000/BAND	5917	233.0
SPC6300/BAND	6217	244.8
SPC6700/BAND	6617	260.5
SPC7100/BAND	7017	276.3
SPC7500/BAND	7417	292.0

Part No	Effective Length (mm)	Effective Length (inches)
SPC8000/BAND	7917	311.7
SPC8500/BAND	8417	331.4
SPC9000/BAND	8917	351.1
SPC9500/BAND	9417	370.7
SPC10000/BAND	9917	390.4
SPC10600/BAND	10517	414.1
SPC11200/BAND	11117	437.7
SPC11800/BAND	11717	461.3
SPC12500/BAND	12417	488.9