



**RODAVIGO, S.A.**  
RODAMIENTOS VIGO, S.A.

[www.rodavigo.net](http://www.rodavigo.net)

**+34 986 288118**  
Servicio de Att. al Cliente

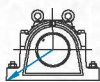
# *Series*

## **SNH 3100 GTS**

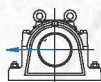




series  
**SNH 3100 GTS**



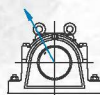
**P55°**



**P90°**



**P120°**



**P150°**

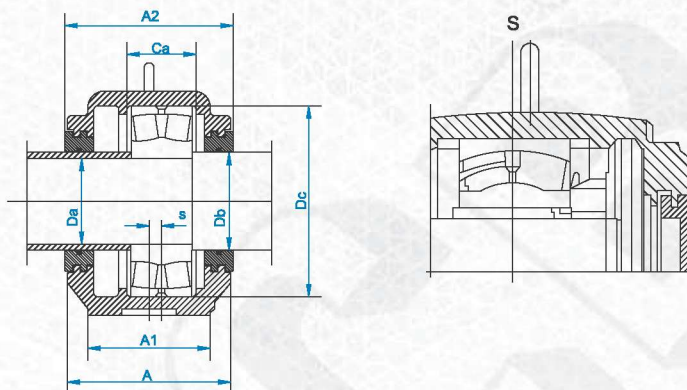


**P180°**



**Pa**

Housing		Breaking loads					
Size	P0°	P55°	P90°	P120°	P150°	P180°	Pa
	kN	kN	kN	kN	kN	kN	kN
SNH 3134	1700	2100	1000	760	680	850	550
SNH 3136	1900	2400	1150	850	760	950	620
SNH 3138	2200	2700	1300	1000	880	1100	710
SNH 3140	2600	3200	1600	1100	1000	1300	840
SNH 3144	3100	4000	1900	1400	1300	1600	1000
SNH 3148	3400	4200	2000	1500	1400	1700	1100
SNH 3152	3800	4700	2300	1700	1500	1900	1200
SNH 3156	4000	5000	2400	1800	1600	2000	1300
SNH 3160	4800	6000	2900	2200	1900	2400	1500
SNH 3164	5400	7000	3400	2500	2200	2800	1800
SNH 3168	6000	7500	3600	2600	2300	1300	1900
SNH 3172	6000	7700	3600	2700	2400	3000	2000
SNH 3176	6100	8000	3900	2900	2500	3200	2100
SNH 3180	7000	8700	4200	3100	2700	3500	2200

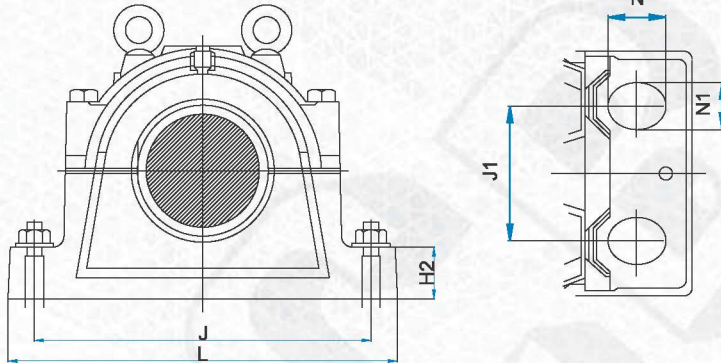
**series**  
**SNH 3100 GTS**


SHAFT DIAMETER		HOUSING NO	DIMENSIONS													
Da	Db		A	A1	A2	Ca	Dc	H	H1	H2	J	J1	L	N	N1	S
170	180	SNH 3134 G	230	150	240	108	280	333	170	70	430	100	510	34	28	14
180	200	SNH 3136 G	240	190	250	116	300	353	180	75	450	110	530	34	28	15
190	200	SNH 3138 G	260	210	270	124	320	375	190	80	480	120	560	34	28	10
190	210	SNH 3140 G	280	230	290	132	340	411	210	85	510	130	610	42	35	10
220	240	SNH 3144 G	290	240	300	140	370	434	220	90	540	140	640	42	35	12
240	260	SNH 3148 G	310	260	315	148	400	474	240	95	600	150	700	42	35	12
260	280	SNH 3152 G	320	280	330	164	440	516	260	100	650	160	770	50	42	13
280	300	SNH 3156 G	320	280	330	166	460	551	280	105	670	160	790	50	42	16
300	320	SNH 3180 G	350	310	360	180	500	591	300	110	710	190	830	50	42	22
320	340	SNH 3164 G	370	330	380	196	540	631	320	115	750	200	880	50	42	23
340	360	SNH 3168 GL	400	360	410	210	580	675	340	120	810	220	950	50	42	24
340	360	SNH 3168 GF	400	360	410	190	580	675	340	120	810	220	950	50	42	24
360	380	SNH 3172 GL	400	360	410	212	600	695	350	120	840	220	1000	50	42	30
360	380	SNH 3172 GF	400	360	410	192	600	695	350	120	840	220	1000	50	42	30
380	400	SNH 3176 GL	400	360	410	214	620	715	360	120	870	220	1040	50	42	30
380	400	SNH 3176 GF	400	360	410	194	620	715	360	120	870	220	1040	50	42	30
400	430	SNH 3180 GL	430	390	440	220	650	775	380	125	950	240	1120	60	48	30
400	430	SNH 3180 GF	430	390	440	200	650	775	380	125	950	240	1120	60	48	30





series  
**SNH 3100 GTS**



HOUSING FOR THROUGH SHAFT	HOUSING FOR SHAFT END	LABYRINTH RING WITH O-SECTION TUBE	END COVER WITH O-SECTION TUBE	LOCATING RING	ADAPTER NO	BEARING NO	Kg.
SNH 3134 GTS	SNH 3134 GATS	TS 40	ETS 40	2 FRB 10/280	H3134	23134 K	80
SNH 3136 GTS	SNH 3136 GATS	TS 44	ETS 44	2 FRB 10/300	H3136	23136 K	89
SNH 3138 GTS	SNH 3138 GATS	TS 44	ETS 44	2 FRB 10/320	H 3138	23138 K	112
SNH 3140 GTS	SNH 3140 GATS	TS 48	ETS 48	2 FRB 10/340	H3140	23140 K	141
SNH 3144 GTS	SNH 3144 GATS	TS 52	ETS 52	2 FRB 10/370	H 3144	23144 K	160
SNH 3148 GTS	SNH 3148 GATS	TS 56	ETS 56	2 FRB 10/400	H 3148	23148 K	210
SNH 3152 GTS	SNH 3152 GATS	TS 60	ETS 60	2 FRB 10/440	H 3152	23152 K	241
SNH 3156 GTS	SNH 3156 GATS	TS 64	ETS 64	2 FRB 10/460	H 3156	23156 K	273
SNH 3160 GTS	SNH 3160 GATS	TS 68	ETS 68	2 FRB 10/500	H 3160	23160 K	322
SNH 3164 GTS	SNH 3164 GATS	TS 72	ETS 72	2 FRB 10/540	H 3164	23164 K	360
SNH 3168 GTS	SNH 3168 GATS	TS 76	ETS 76	-	-	23168 K	447
SNH 3168 GTS	SNH 3168 GATS	TS 76	ETS 76	-	-	23168 K	447
SNH 3172 GTS	SNH 3172 GATS	TS 80	ETS 80	-	-	23172 K	473
SNH 3172 GTS	SNH 3172 GATS	TS 80	ETS 80	-	-	23172 K	473
SNH 3176 GTS	SNH 3176 GATS	TS 84	ETS 84	-	-	23176 K	490
SNH 3176 GTS	SNH 3176 GATS	TS 84	ETS 84	-	-	23176 K	490
SNH 3180 GTS	SNH 3180 GATS	TS 92	ETS 92	-	-	23180 K	615
SNH 3180 GTS	SNH 3180 GATS	TS 92	ETS 92	-	-	23180 K	615