



This datasheet interacts with all the catalogues below

HepcoMotion®



No. 6 Bleed Lubrication

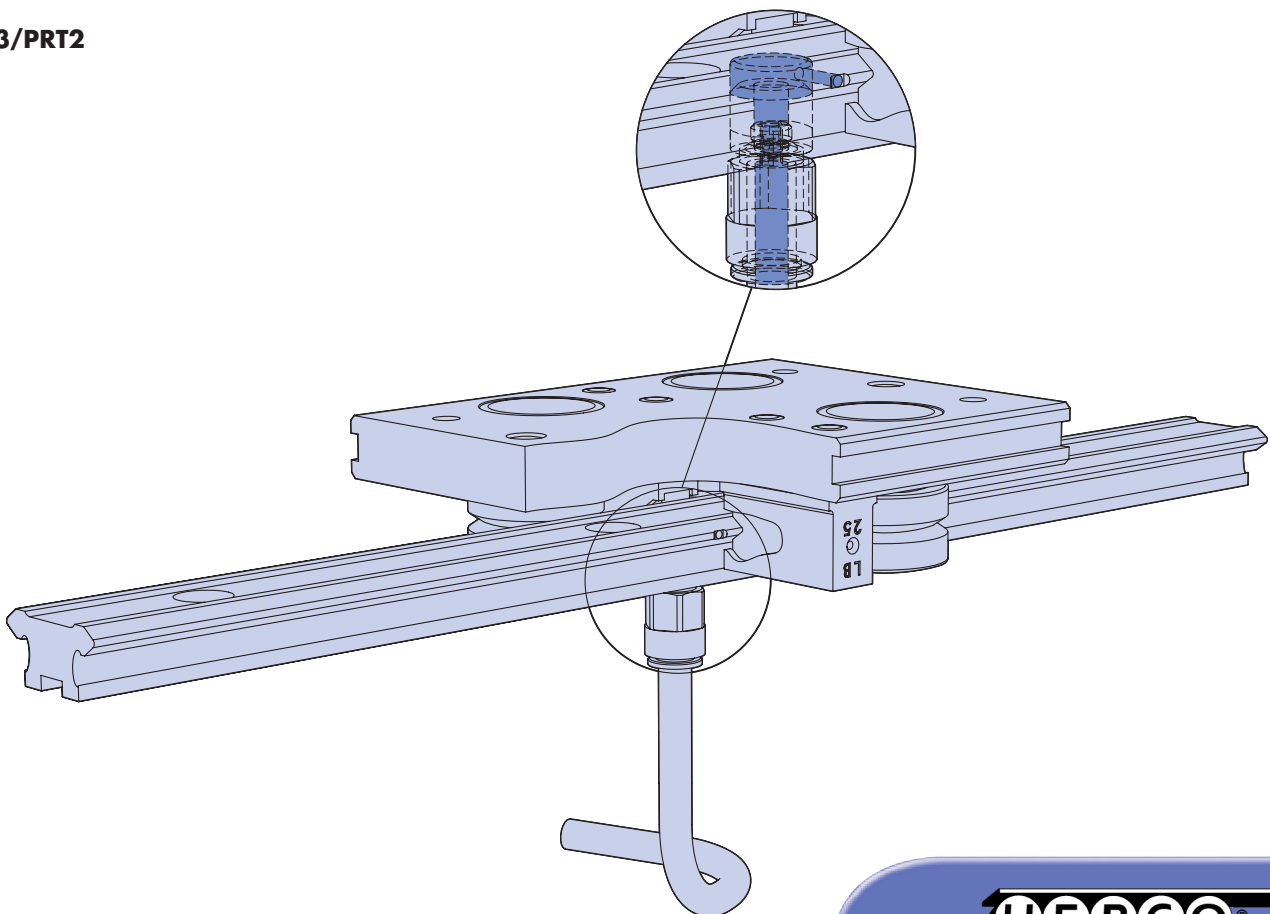
HepcoMotion® Bleed Lubrication systems provide constant lubrication to the slide V face, via specially machined pathways which are connected to an external supply via lubrication inserts. Lubricant is delivered directly to the V face and in turn it is picked up by the carriage and bearings as they pass over each point. The lubricant will then be carried around the entire system, ensuring an even distribution.

As the lubricant is provided via the slide rather than the lubricators or cap seals fitted to each carriage, the number of them can be reduced within a system. It is recommended that one in four carriages is fitted with lubricators or cap seals in any system using bleed lubrication, this will reduce running friction and running costs.

Inserts are available with either a M5 thread or 4mm diameter bore with O-ring seal*1.

Lubricant can be supplied via a grease or oil filled pressured canister which dispenses lubricant at a controlled rate, or via a customers own centralised lubrication system.

GV3/PRT2



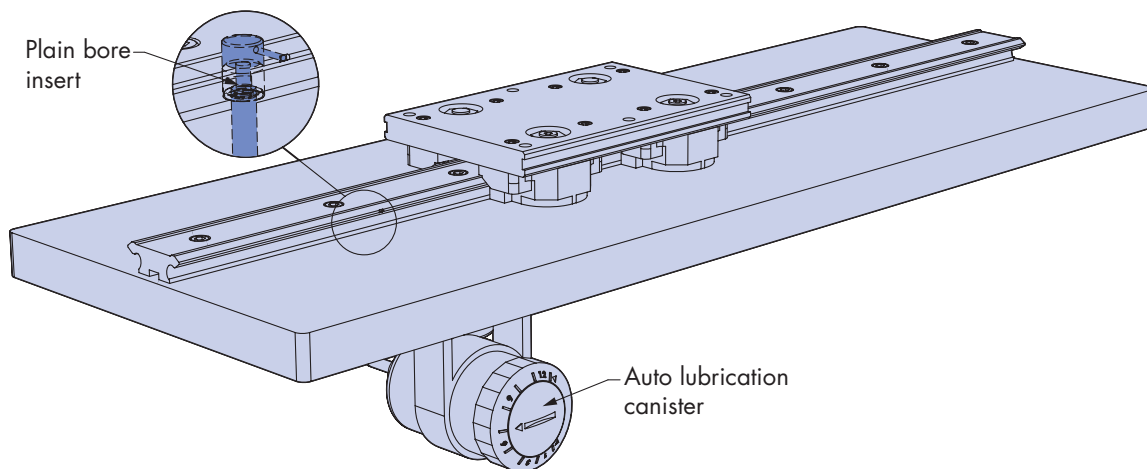
Notes:

1. Inserts will vary for HDS2 slides as detailed in the datasheet below.

No. 6 Bleed Lubrication

Below are examples of how the bleed lubrication facility can be incorporated into typical applications within the product ranges stated.

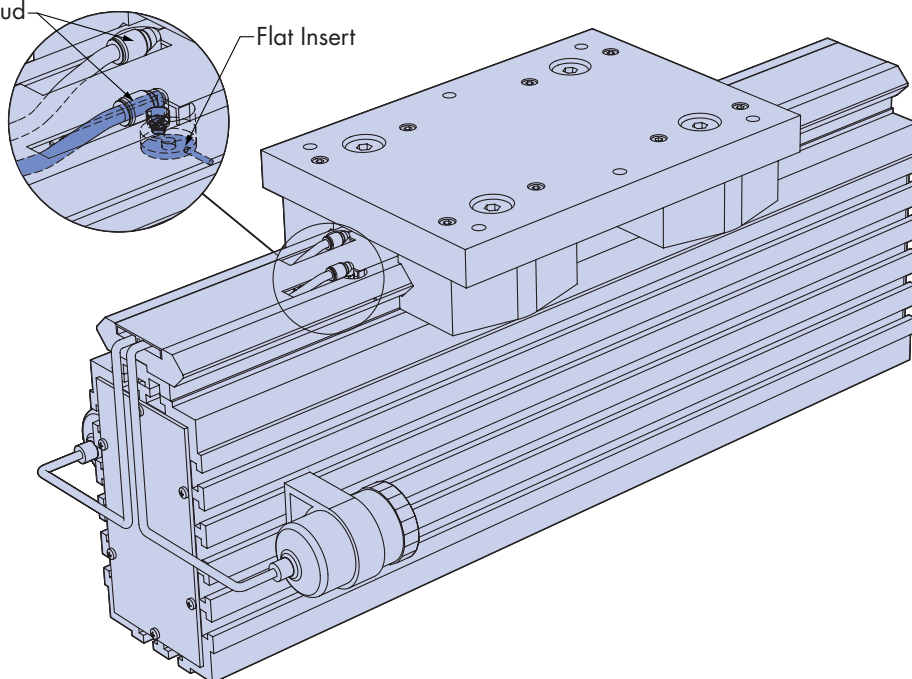
GV3



HDS2

Double edge slide

90° Male stud fitting

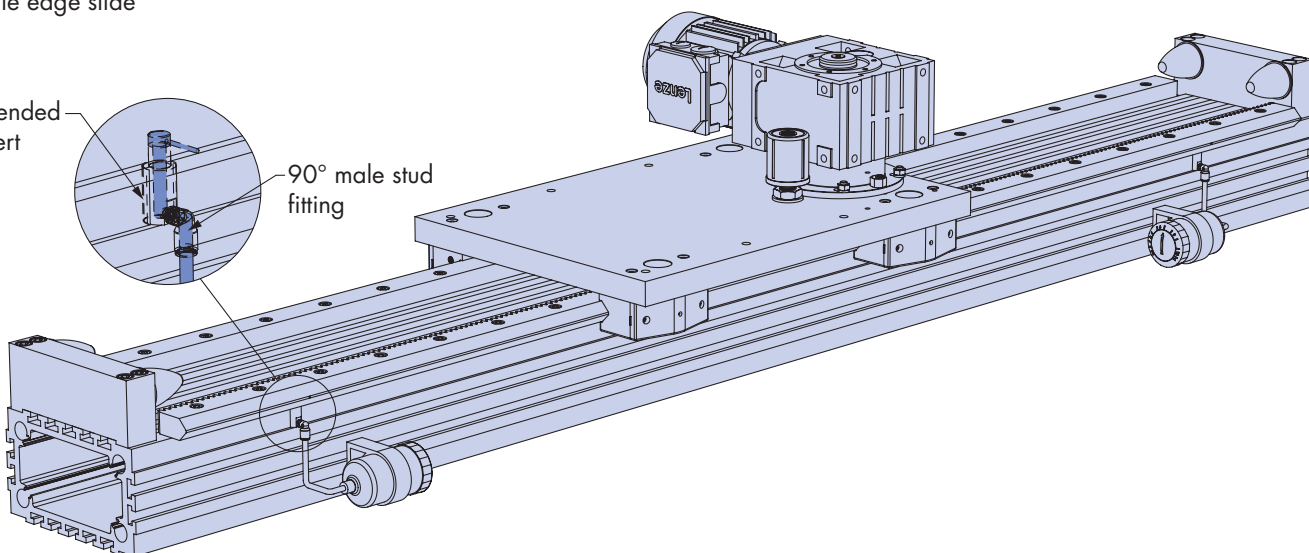


HDS2

Single edge slide

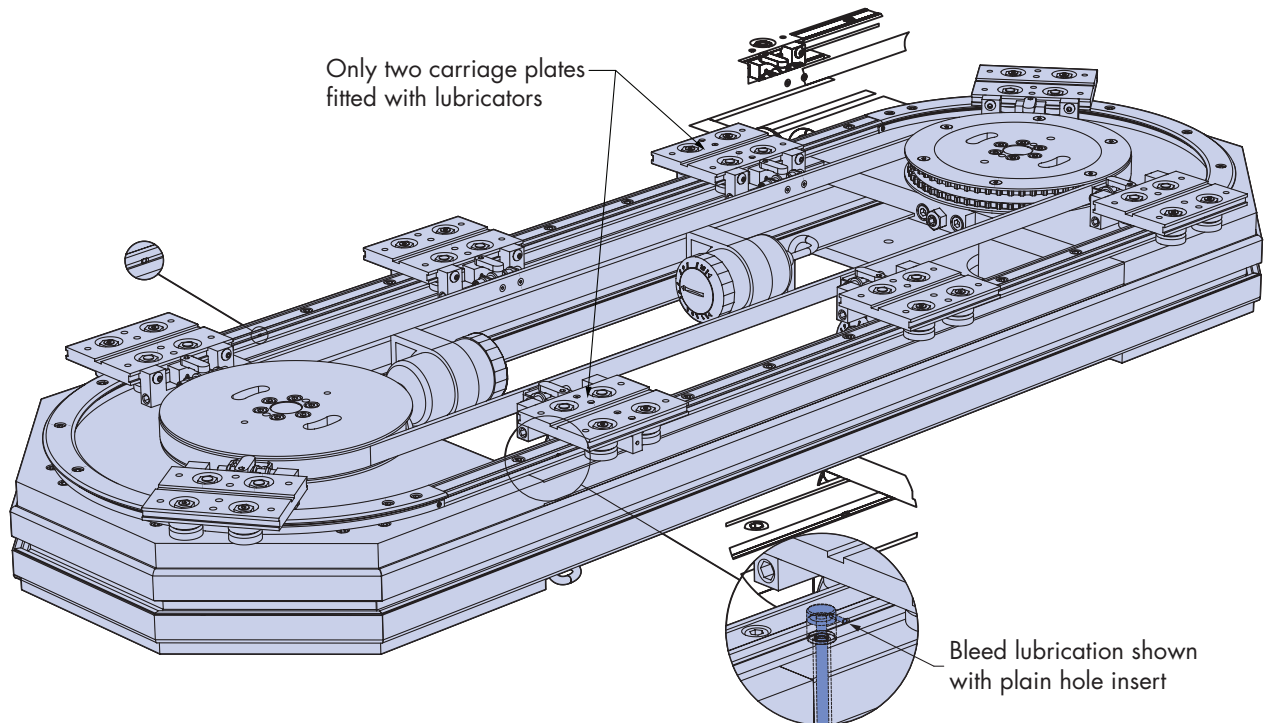
Extended insert

90° male stud fitting



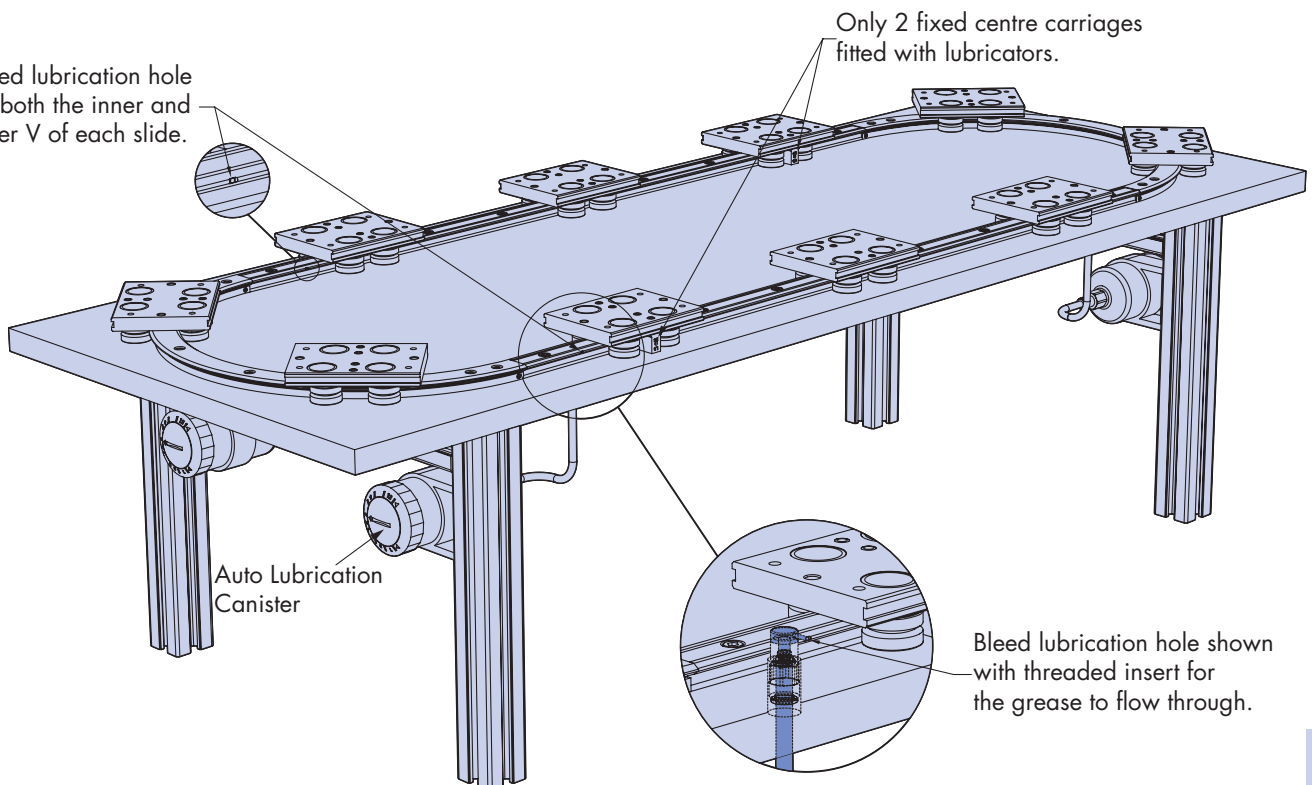
No. 6 Bleed Lubrication

DTS



PRT2

Bleed lubrication hole on both the inner and outer V of each slide.



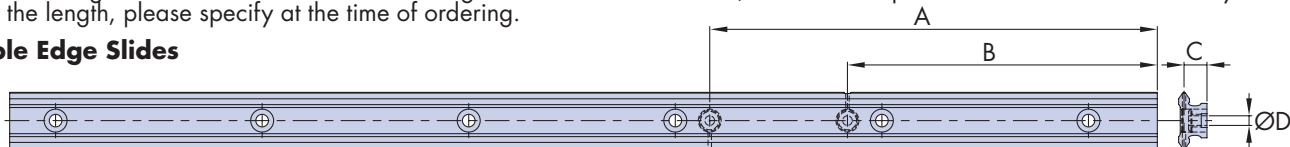


No. 6 Bleed Lubrication

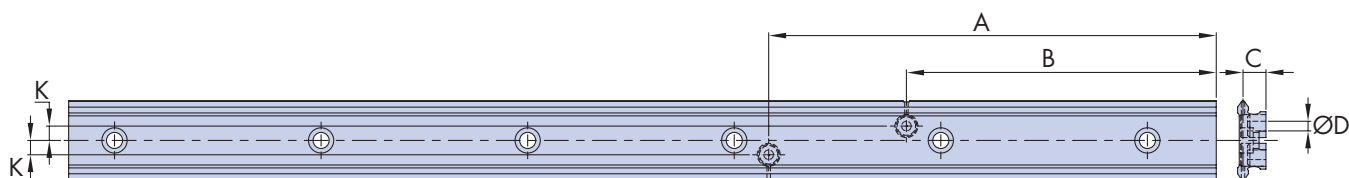
Bleed lubrication can be used with slides across the GV3, PRT2, SL2 and DTS range of products. Slides with dual bleed lubrication holes are shown below with details of their positions.

The double edge slides are also available with single bleed lubrication holes, these can be positioned on either vee and anywhere along the length, please specify at the time of ordering.

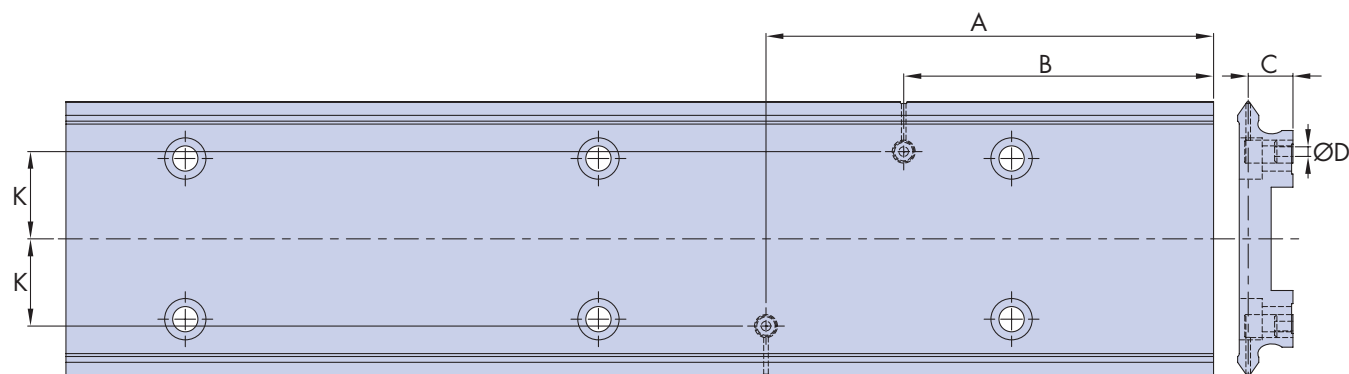
Double Edge Slides



(T)NV20, NV28 & (SS)(T)NS25

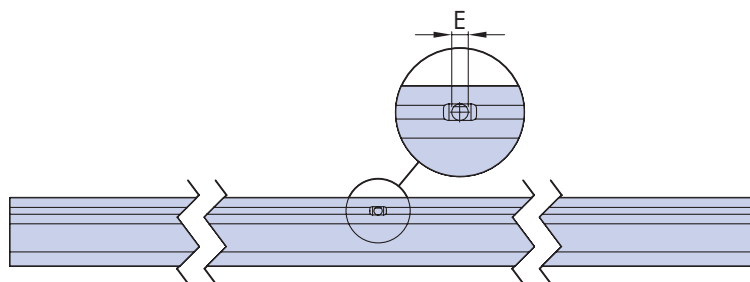


NS35, NS50, (SS)(T)NM44, NM60, NM76 & (SS)(T)NL76



NL120

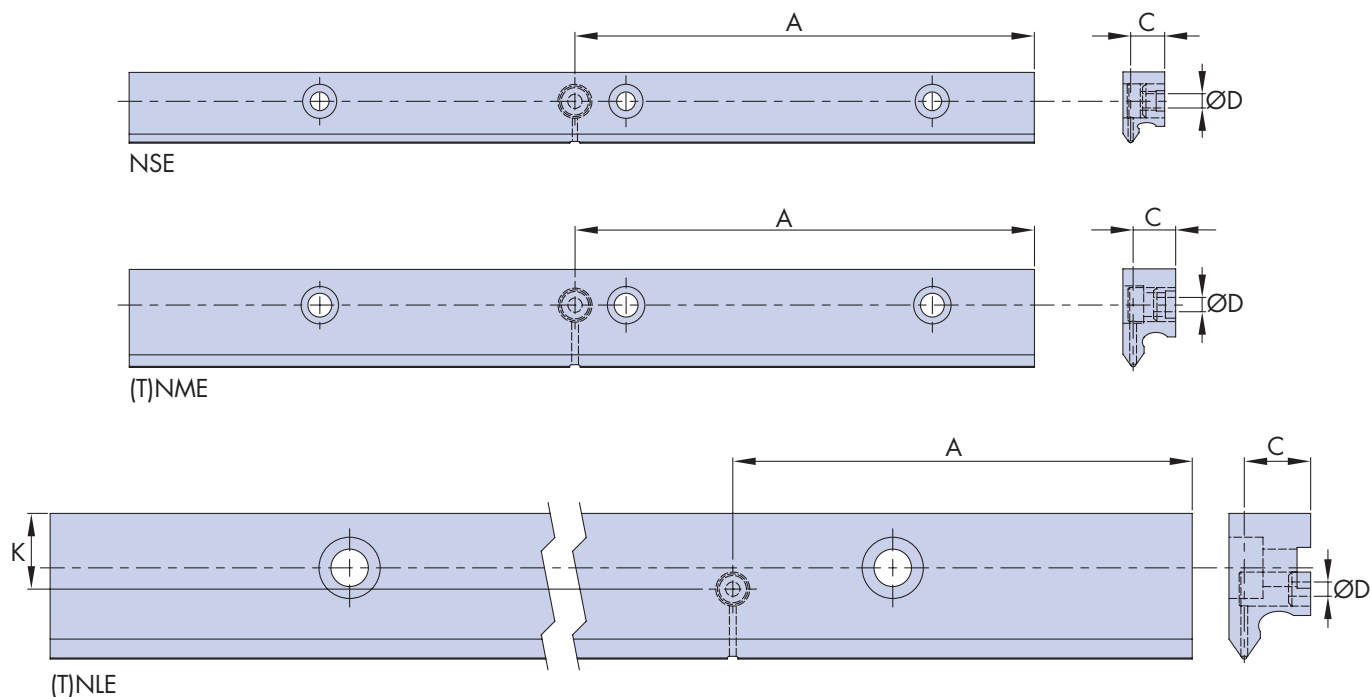
Part Number	For use with				A	B	C	ØD*1	ØE	K
	GV3	PRT2	SL2	DTS						
(T)NV20	✓	✓	✗	✗	195	135	8	M5/Ø3.5	1.5	-
NV28	✓	✗	✗	✗	195	135	8	M5/Ø3.5	1.5	-
(SS)(T)NS25	✓	✓	✓	✓	195	135	10	M5/Ø3.5	1.5	-
NS35	✓	✗	✗	✗	195	135	10	M5/Ø3.5	1.5	6.25
NS50	✓	✗	✗	✗	195	135	10	M5/Ø3.5	1.5	12
(SS)(T)NM44	✓	✓	✓	✓	195	135	12.5	M5/Ø3.5	1.5	6.25
NM60	✓	✗	✗	✗	195	135	12.5	M5/Ø3.5	2	13
NM76	✓	✗	✗	✗	195	135	12.5	M5/Ø3.5	2	17.5
(SS)(T)NL76	✓	✓	✓	✗	360	240	19.5	M5/Ø3.5	2	18
NL120	✓	✗	✗	✗	195	135	19.5	M5/Ø3.5	2	38



No. 6 Bleed Lubrication

Single edge slides are also available with the bleed lubrication facility. Details of their positions are shown below.

Single edge slides



Part Number	For use with				A	B	C	ØD*1	ØE	K
	GV3	PRT2	SL2	DTS						
(T)NSE	✓	✓	✗	✗	135	-	10	M5/Ø3.5	1.5	-
(T)NME	✓	✓	✗	✗	135	-	12.5	M5/Ø3.5	2	-
NLE	✓	✗	✗	✗	135	-	19.5	M5/Ø3.5	2	22.25

Notes:

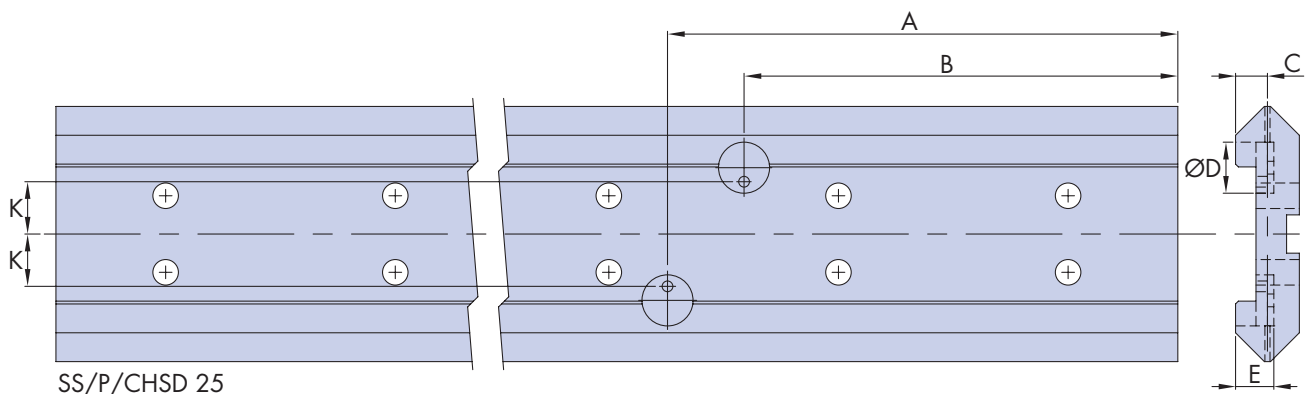
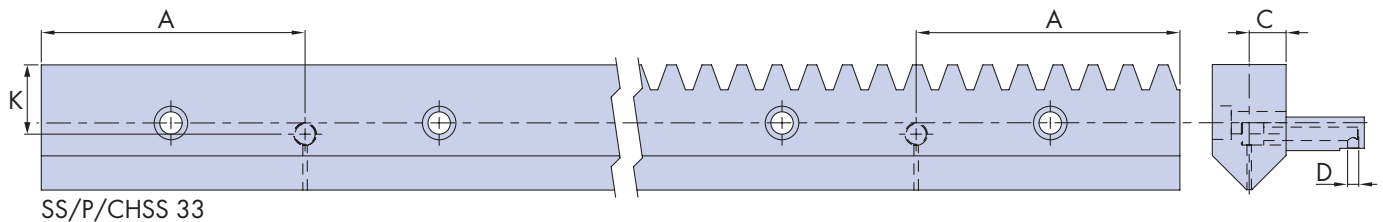
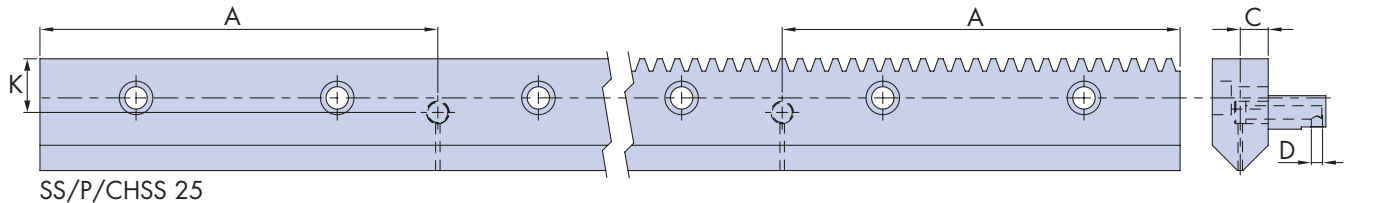
1. Depends on whether a plain or threaded insert is used. Please see page 7 for more information.
2. All other slide dimensions not specified are the same as standard slides. Please refer to individual product catalogues for more

No. 6 Bleed Lubrication

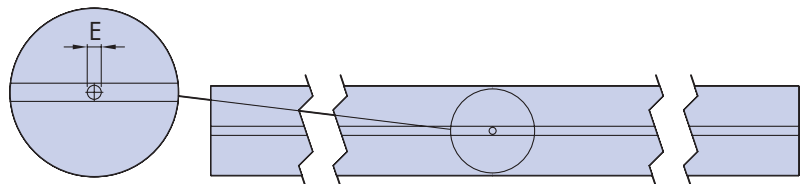
HDS2

Bleed lubrication can be used with slides in the HDS2 range. The position of the bleed lubrication holes for both single and double edge slides are shown below*1.

Double edge slides are arranged so the 90° fitting can be attached to the top of the slide as shown on page 2. Double edge slides are also available with single bleed lubrication holes, these can be positioned on either V and anywhere along the length, please specify at time of ordering.



Part Number	A	B	C	D	ØE	K
SS/P/CHSS 25	178	-	12.5	M5	2	24
SS/P/CHSS 33	118	-	16.5	M5	2	32
SS/P/CHSD 25	200	170	12.5	M5	2	26



Note:

1. The positions shown above are relevant if fitting the slides to a beam. If not being fitted to a beam then standard plain or threaded inserts can be used.
2. All other dimensions not specified are the same as standard slides. Please refer to the HDS2 catalogue 14-15 for more information.
3. Please see page 7 for more details on bleed lubrication inserts.

No. 6 Bleed Lubrication

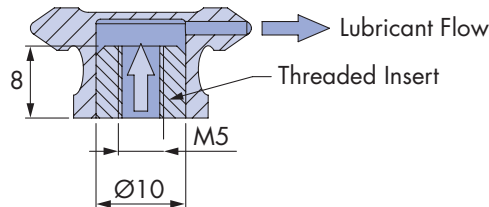
Bleed Lubrication Inserts

Different styles of insert are required to transfer lubricant to the slide V depending on the product being used.

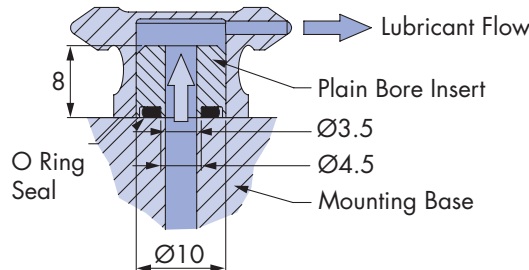
The plain bore insert has an O ring seal between the mounting base and the slide to stop lubricant escaping. The threaded version has an M5 male stud fitting through which the lubricant is pumped.

When mounting HDS2 single edge slides onto a HDS2 beam, an extended insert is used along with a 90° male stud fitting to pump the lubricant to the slide V. When mounting HDS2 double edge slides to a beam a 90° male stud fitting is used to enable the lubricant to flow through to the V, this one differs to the other versions as the male stud fitting is attached to the top. These types are shown below, for more information please contact Hepco's technical department.

Threaded Insert (BLT)

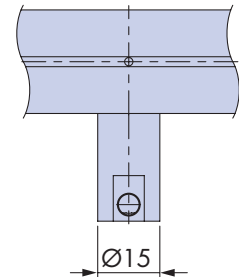
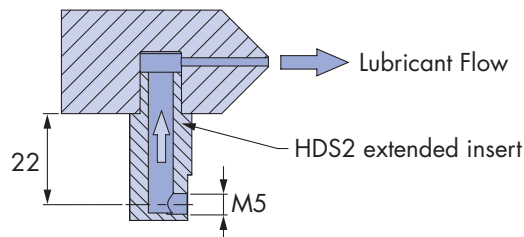


Plain Bore Insert (BLP)

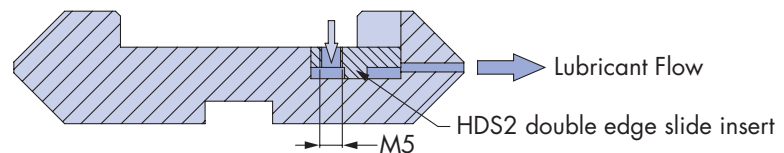


HDS2 Single edge slide insert (BLS)

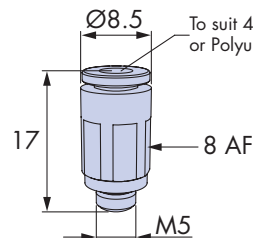
For use with Hepco HDS2 beams



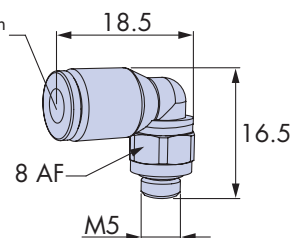
HDS2 Double edge slide insert (BLD)



Straight Connector



90° Connector

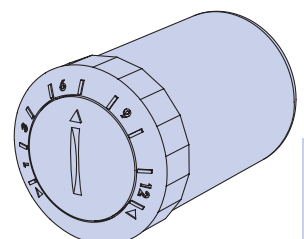


Male Stud Connectors

The tube used with the standard male stud fitting is 4mm diameter nylon or polyurethane tube. Alternative sizes of male stud fittings and tube are available on request. Please contact Hepco's technical department for more information.

Auto Lubrication Canister

This can be set to dispense the lubricant to the slide at regular intervals and can be adjusted, depending on the application. Please specify at the time of ordering if required.





No. 6 Bleed Lubrication

Ordering Examples

To order slides with bleed lubrication, use the standard slide ordering details as shown in the individual product catalogues, but include the type of bleed lubrication insert required to the end of the order, examples are shown below. For more information or advice to suit a particular application please contact Hepco's technical department.

GV3

NS25 L1290 P1 (R) (T) (C15) (D15) **(BLP D)**

PRT2

(SS) TNL76 **(BLT S L...)** B1500 2xAK

SL2

SS NM44 626 (P) **(BLT D)**

Bleed lubrication facility
Choose from **BLP** - Plain bore insert
BLT - Threaded insert

Choose **D** (dual hole) or **S** (single hole)*4

Choose position of bleed lubrication hole (**L...**), leave blank if dual hole selected.

HDS2

P HSS25 L2040 NK R C30 D30 **(BLS)**

P HSD25 L1256 **(BLD D)**

Bleed lubrication facility
Choose from **BLS** - Single edge slide insert
BLD - Double edge slide insert

Choose **D** (dual hole) or **S** (single hole)*4

Choose position of bleed lubrication hole (**L...**), leave blank if dual hole selected.

Male Stud Connectors, as shown on page 7, are available on request. Please use the ordering details below if required.

For Straight Male Stud Connectors use **31010419**

For 90° Male Stud Connectors use **31990419**

Note:

- Ordering details are taken from the individual product catalogues. For more information or advice to suit a particular application, please contact Hepco's technical department.
- When mounting HDS2 single and double edge slides to a HDS2 beam, alternative inserts are used as described on page 7.
- To add bleed lubrication to a DTS system, please specify when discussing system parameters with Hepco's technical department.
- Dual or single hole option only available on double edge slides.

HepcoMotion®, Lower Moor Business Park,
Tiverton Way, Tiverton, Devon, England EX16 6TG

Tel: +44 (0) 1884 257000

Fax: +44 (0) 1884 243500

E-mail: sales@hepcotion.com



Scan this QR
code to link
directly to the
HepcoMotion
Home page



HEPCO®
www.HepcoMotion.com