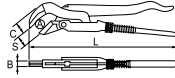


6. Herramientas para tubo



Llaves de tubo modelo sueco

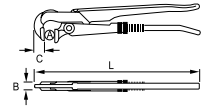
BOCA INCLINADA



- Acero forjado
- Pintura epoxy
- Diente templados

R	S	A mm	C mm	B mm	L mm	g	
303081	1	1/2"	15	20	8	240	665
303111	1	1"	25	25	11	315	1.145
303121	1	1.1/2"	40	27	12	425	1.890
303131	1	2"	50	30	13	550	3.275
303171	1	3"	80	36	17	655	6.425

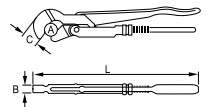
BOCA PERPENDICULAR



- Acero forjado
- Pintura epoxy
- Diente templados

R	S	A mm	B mm	C mm	L mm	g	
303201	1	1"	25	16	18	320	800
303211	1	1.1/2"	40	19	20	425	1.300
303221	1	2"	50	21	25	560	2.300
303231	1	3"	80	22	30	630	2.900
303241	1	4"	117	30	32	735	5.900

BOCA CURVADA



- Acero forjado
- Pintura epoxy
- Diente templados

R	S	A mm	B mm	C mm	L mm	g	
303291	1	1/2"	15	13	16	235	400
303301	1	1"	25	17	23	330	800
303311	1	1.1/2"	40	19	27	420	1.400
303321	1	2"	50	21	32	535	2.400
303331	1	3"	80	24	34	648	4.200

