


CONTENTS

Chapter 0

TECHNICAL INFORMATION

Page 0.1



Chapter 1

CYLINDERS

Page 1.0



Chapter 2

VALVES PILOT AND SOLENOID ACTUATED

Page 2.1



Chapter 3

VALVES MANUALLY AND MECHANICALLY ACTUATED AND COMPLEMENTARY VALVES

Page 3.1



Chapter 4

AIR TREATMENT

Page 4.1



Chapter 5

FITTINGS AND TUBES


Page 5.1

The company reserves the right to amend without notice the specifications given in this document

Index chapter 0

TECHNICAL INFORMATION


Fluid	page	0.2
Pressure	page	0.3
Rated flow rate	page	0.4
Flow rate calculations	page	0.4
Relation between Kv, kv, Cv, S, de²	page	0.4
Specific weight	page	0.5
Steam	page	0.5
Seal material	page	0.6
Chemical compatibility table	page	0.6
Protection class for coils with connectors	page	0.7
Graphic symbols	page	0.8
Comparison and designation of connection	page	0.11
Multiples and sub-multiples	page	0.11
Consumption of air table	page	0.11
Peak load and theoretical forces	page	0.12
Cushioning diagram	page	0.12
Springs theoretical tractive force	page	0.13
Conversions tables	page	0.14
Threads comparison table	page	0.15
General technical data for cylinders	page	0.16
Insulation class - coils	page	0.16
Continuous service "ED" - coils	page	0.16
ATEX directive	page	0.17
Mixed equipment (electrical and mechanical)	page	0.17
Zones classification	page	0.18
Zones classification according to the 2014/34/EU directive	page	0.18
Correspondences between zones and categories according to the 2014/34/EU directive	page	0.18
Example of marking for mechanical devices (without electrical components)	page	0.19
Example of marking for mechanical and electrical devices	page	0.19
Protection methods and reference standards	page	0.20



CYLINDERS

Index chapter 1

Special options	page	1.1
Series C		
Cartridge cylinders	page	1.2
Series U		
Cylinders to ISO 6432 standard.....	page	1.3
Accessories: fixings	page	1.6
piston rod locking unit series WBZ	page	1.7
guide unit series WUG	page	1.8
Series AU		
Stainless steel cylinders to ISO 6432 standard	page	1.12
Accessories: stainless steel fixings	page	1.14
Series P		
Round cylinders	page	1.15
Accessories: stainless steel fixings	page	1.17
Series AP		
Stainless steel round cylinders	page	1.18
Accessories: stainless steel fixings	page	1.20
Series X		
“Clean profile” cylinders to ISO 15552 standard Ø 32 ÷ 100.....	page	1.21
Accessories: cover strips and fixing brackets.....	page	1.24
Series XT		
“Mickey Mouse” profile with TEE-slot cylinders to ISO 15552 standard Ø 32 ÷ 100.....	page	1.25
Series XL		
Tie rods cylinders to ISO 15552 standard Ø 125 ÷ 320.....	page	1.29
Low friction cylinders to ISO 15552 standard Ø 32 ÷ 200	page	1.32
Accessories (X-XT-XL): Fixings CPUI Ø 32 ÷ 320.....	page	1.33
Piston rod locking unit for cylinder WBZ Ø 32 ÷ 125	page	1.38
Guide unit for cylinder WUG Ø 32 ÷ 63	page	1.39
Hydraulic speed regulators HS	page	1.43
Series AX		
Stainless steel cylinders to ISO 15552 standard.....	page	1.50
Accessories: stainless steel fixings	page	1.52
Series CX-CXL		
Cylinders to AFNOR NF E49-001 (ex CNOMO) standard	page	1.57
Accessories: fixings	page	1.60
Series CPU		
Cylinders to ex CETOP RP 43 P standard	page	1.63
Accessories: fixings	page	1.65
Series BX		
Compact cylinders to ISO 21287 standard.....	page	1.67
Accessories: fixings	page	1.71
Series ABX		
Stainless steel compact cylinders to ISO 21287 standard.....	page	1.72
Series BU		
Compact cylinders to AFNOR NF E49-004-1 and NF E49-004-2 standards.....	page	1.75
Accessories: fixings	page	1.79
Series B		
Compact cylinders	page	1.81
Accessories: fixings	page	1.87
Series BG		
Compact guided cylinders	page	1.88
Series CPA		
Twin rod cylinders	page	1.91
Accessories: fixings	page	1.93
Series WR		
Rotary cylinders	page	1.94
Series Z		
Rodless cylinders	page	1.96
Accessories: fixings	page	1.101
Series HB		
Screwed-head cylinders.....	page	1.102
Series F		
Cylinders piston rod attachments	page	1.108
Series FM		
Magnetic sensors for cylinders FM100 - FM101 - FM157 - FM100/EX.....	page	1.111




VALVES

pilot and solenoid
actuated

Index chapter 2

Series DM	
Direct acting solenoid valves 10 mm	page 2.2
Series UM	
Direct acting solenoid valves 15 mm	page 2.5
Series CN	
Connectors for solenoid valves 10 mm and 15 mm	page 2.6
Series UL	
Direct acting solenoid valves side 32 mm	page 2.8
Accessories: bases	page 2.10
Series C/	
Direct acting solenoid valves with sleeve Ø 9 mm	page 2.12
Series USB/USBG	
Coils for solenoid valves with sleeve Ø 9 mm	page 2.17
Series USBG2/EX	
Coils for solenoid valves side 30 mm with sleeve Ø 9 mm conform to ATEX 2GD directive	page 2.17
Series MEK192/N	
Connectors DIN 43650-C for solenoid valves side 15 mm series UM	page 2.18
Series USR102/N9	
Connectors DIN 43650-B for coils side 22 mm series USB and series WE (3A)	page 2.18
Series ULR1B	
Connectors DIN 43650-A for solenoid valves side 30 mm series UL and coils series USBG and series WE (2A, 5A)	page 2.18
Series SK	
Spool compact valves pilot and solenoid actuated G1/8	page 2.19
Accessories: bases G 1/8	page 2.28
Series MEV	
Spool compact valves pilot and solenoid actuated G 1/8 and to ISO 15407-2 standard (VDMA 24563) size 02	page 2.30
Accessories: bases G 1/8	page 2.35
single and manifold bases to ISO 15407-2 standard (VDMA 24563) size 02	page 2.40
multi-pin connection with solenoid valves versions MEVX 8 and MEVX 18	page 2.42
Assembling examples: Multi-pin connection with solenoid valves versions MEVX 8 and MEVX 18	page 2.44
Series MEK	
Spool compact valves pilot and solenoid actuated G 1/8 - G 1/4	page 2.46
Accessories: bases G 1/8	page 2.50
bases G 1/4	page 2.56
Series EK	
Spool valves pilot and solenoid actuated G 1/8 - G 1/4 - G 1/2	page 2.57
Accessories: bases G 1/8	page 2.62
bases G 1/4	page 2.69
Series EK30 G1/4 5 port	page 2.70
90° solenoid actuated valves	page 2.74
Series UK	
Poppet valves pilot and solenoid actuated G 1/8 - G 1/4 - G 1/2 - G 1	page 2.76
Accessories: bases G 1/8	page 2.81
bases G 1/4	page 2.84
bases G 1/2	page 2.87
Series UDS ISO	
Valves to ISO 5599/1 standard pilot and solenoid actuated sizes 1 - 2 - 3	page 2.90
Accessories: single bases to ISO 5599/1 standard sizes 1-2-3 obtained from drawn light alloy	page 2.97
manifold bases to ISO 5599/1 standard size 1 obtained from die-cast light alloy	page 2.100
manifold bases to ISO 5599/1 standard size 2 obtained from die-cast light alloy	page 2.101
Series UDS CETOP	
Valves to ex CETOP RP 32 P standard pilot and solenoid actuated sizes 05 - 12 - 35	page 2.102
Series W	
Solenoid valves for industrial media G 1/8 ÷ G 2	page 2.107
Series EV	
Valves for vacuum solenoid pilot assisted actuated G 1/8 ÷ G 2	page 2.110
Series VM	
Vacuum generators G 1/8 ÷ G 1	page 2.112



VALVES

manually and mechanically actuated and complementary valves

Index chapter 3

Series M

General features - Minivalves manually and mechanically actuated.....	page	3.2
Accessories: actuators for panel mounting	page	3.5

Series EK

General features.....	page	3.6
Spool valves mechanically actuated 3 and 5 port - G 1/8	page	3.7
Spool valves manually actuated 3 and 5 port - G 1/8.....	page	3.10
Spool valves mechanically actuated 3 and 5 port - G 1/4	page	3.12
Spool valves manually actuated 3 and 5 port - G 1/4.....	page	3.15
Spool valves manually actuated 5 port - G 1/2	page	3.17

Series CA

General features.....	page	3.19
Poppet valves mechanically actuated 2, 3 and 5 port - G 1/8 - G 1/4 - G 1/2	page	3.20
Poppet valves manually actuated 2 and 3 port - G 1/8 - G 1/4 - G 1/2	page	3.22
Poppet valves manually actuated 3 port / 3 positions and 5 port - G 1/8 - G 1/4 - G 1/2	page	3.24

Series PC

General features.....	page	3.27
Valves pedal actuated 3 and 5 port G 1/8 - G 1/4	page	3.28

Complementary valves

General features.....	page	3.30
-----------------------	------	------

Series DS

Shuttle valves.....	page	3.30
---------------------	------	------

Series D3/

Quick exhaust valves	page	3.31
----------------------------	------	------

Series U

Check valves.....	page	3.31
-------------------	------	------

Series VC

Slide valves	page	3.31
--------------------	------	------

Series RX

Distribution frames.....	page	3.31
--------------------------	------	------

Series EL

General features - Pneumatic logic elements.....	page	3.32
--	------	------

Series UR

General features.....	page	3.34
In-line precision flow regulators type URG - URF	page	3.34
In-line standard flow regulators type URE.....	page	3.35
Silenced exhaust flow regulators type URS	page	3.35

Series WB

General features - Block valves	page	3.36
---------------------------------------	------	------

Series XVF

General features - Amplifier valves	page	3.37
---	------	------



Index chapter 4

AIR TREATMENT

Series UZ

Filter UZF G 1/4.....	page	4.2
Pressure reducer UZRR G 1/4.....	page	4.3
Filter reducer UZRRM /F G 1/4.....	page	4.4
Lubricator UZL G 1/4.....	page	4.5
Soft-start valve UZAP G 1/4.....	page	4.6
Automatic soft-start valve UZAP /A4 G 1/4.....	page	4.7
Shut - off valve UZVL G 1/4.....	page	4.7
Filter reducer + lubricator G 1/4.....	page	4.8
Filter + reducer + lubricator G 1/4.....	page	4.9
Accessories: mounting brackets.....	page	4.10
intermediate air intake.....	page	4.10
assembling screws.....	page	4.10
Example of assembly.....	page	4.10

Series RRP

Precision pressure reducer RRP G 1/4.....	page	4.11
---	------	------

Series EZ

Filter EZF G 3/8 - G 1/2 - G 1.....	page	4.12
Pressure reducer EZRR G 3/8 - G 1/2 - G 1.....	page	4.14
Filter reducer EZRR /F G 3/8 - G 1/2 - G 1.....	page	4.16
Lubricator EZL G 3/8 - G 1/2 - G 1.....	page	4.18
Soft-start valve EZAP G 3/8 - G 1/2 - G 1.....	page	4.20
Shut - off valve EZVL G 3/8 - G 1/2 - G 1.....	page	4.22
Filter reducer + lubricator G 3/8 - G 1/2 - G 1.....	page	4.23
Filter + reducer + lubricator G 3/8 - G 1/2 - G 1.....	page	4.24
Accessories: mounting brackets.....	page	4.25
intermediate air intake.....	page	4.25
assembling screws.....	page	4.25
Example of assembly.....	page	4.25

Series EPR


Pressure proportional valves G 1/8 - G 1/4 - G 1/2.....	page	4.26
Accessories: flanges.....	page	4.29
connectors.....	page	4.29

Series MA

Air treatment accessories: manometers.....	page	4.30
--	------	------

Series PR

Air treatment accessories: digital/analog pressure switch series PRDA.....	page	4.31
Air treatment accessories: diaphragm pressure switch series PRC-PRA.....	page	4.32
Air treatment accessories: contacts exchange pressure switch series PRCA.....	page	4.33



Index chapter 5

FITTINGS AND TUBES

Series RT

Push-in techno-polymer fittings.....page 5.3

Series RO

Push-in brass fittingspage 5.12

Series RS

Standard fittings.....page 5.25

Series RC

Push-on brass fittingspage 5.36

Series RG

Compression fittingspage 5.46

Series VS

Mini ball-valves.....page 5.50

Silencers.....page 5.52

Series T

Polyurethane tubes (PU 98 ShA).....page 5.53

Polyamide tubes (PA12)page 5.54

Polyethylene tubes (PELD).....page 5.55