
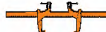










CARVER CLAMP SERIES

Product Overview

Bar-Style

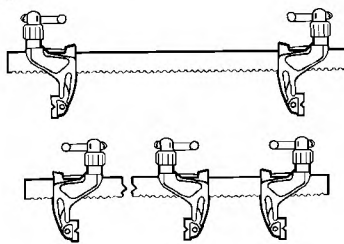
	Model	Holding Capacity max	Page MC-CVR-#
	T186-24 T186-36	[2500 lbf] 11300N	3-4
	T321-24 T321-36 T321-60	[1500 lbf] 5650N	
	T290-36 T290-60 T290-84	[4000 lbf] 18000N	
	T285-36 T285-60 T285-84	[2000 lbf] 9000N	
	T257-84	[6000 lbf] 27000N	

C-Style

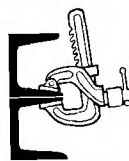
	Model	Holding Capacity max	Page MC-CVR-#
	T186-6 T186-12 T186-20	[2500 lbf] 11300N	5-6
	T321-10	[1270 lbf] 5650N	
	T290-9 T290-18 T290-40	[4000 lbf] 18000N	
	T285-9 T285-18	[2000 lbf] 9000N	
	T257-24 T257-36	[6000 lbf] 27000N	

Typical Applications

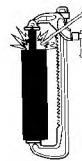
Bar Clamps



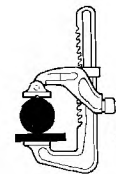
"C" Clamps



No obstruction from long screw. Ideal for structural steel fabrication.



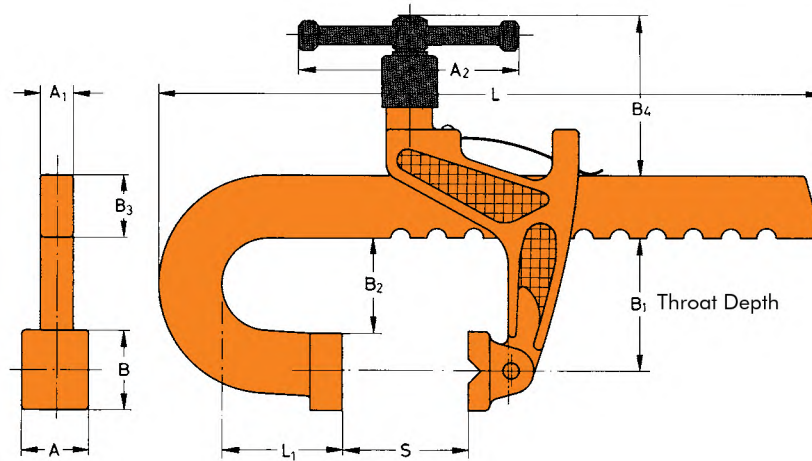
Unaffected by weld spatter. Screw is shielded and out of work area.



Holds rounds to flats. Limited movement of moveable jaw pad and grooved face ensure positive grip on round objects.

C-STYLE SERIES

CARVER Clamps | Dimensions



Model	[inch] mm								
	A	A1	A2	B	B2	B3	B4	L	L1
T186-6				[1.26] 32		[1.30] 33		[9.65] 245	[.79] 20
T186-12	[0.98] 25	[0.51] 13	[3.00] 76	[1.26] 38	[1.69] 43	[1.30] 33	[3.00] 76	[15.55] 395	[.79] 20
Ⓜ T186-20				[1.38] 35		[1.18] 30		[24.61] 625	[1.18] 30
T321-10	[0.98] 25	[0.51] 13	[3.00] 76	[1.38] 35	[4.02] 102	[1.32] 33,5	[3.00] 76	[14.2] 360	[1.00] 25
T290-9								[16.53] 420	
T290-18	[1.57] 40	[0.79] 20	[5.51] 140	[2.36] 60	[2.56] 65	[1.57] 40	[4.13] 105	[25.78] 655	[2.56] 65
Ⓜ T290-40								[47.44] 1205	
T285-9								[16.53] 420	
T285-18	[1.57] 40	[0.79] 20	[5.51] 140	[2.36] 60	[7.09] 180	[1.57] 40	[4.13] 105	[25.78] 655	[2.56] 65
T257-24								[33.46] 850	
T257-36	[2.00] 51	[0.87] 22	[7.36] 187	[2.36] 60	[3.35] 85	[2.00] 51	[5.00] 127	[45.87] 1165	[3.94] 100

Ⓜ Available upon request