
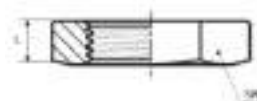


## FIGURA 531

MANGUITO INTERIOR ROSCA MACHO CILÍNDRICA BSPP  
- Internal BSPP male connector

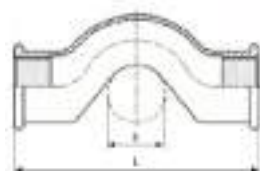
REFERENCIA	ROSCA M	L MM	Peso Weight(g)
F531014X	G1/4"	18	10
F531038X	G3/8"	22	10
F531012X	G1/2"	25	20
F531034X	G3/4"	30	30
F531100X	G1"	35	50
F531114X	G1 1/4"	38	80
F531112X	G1 1/2"	38	80
F531200X	G2"	45	120
F531212X	G2 1/2"	55	210
F531300X	G3"	60	300
F531400X	G4"	70	500

## FIGURA 312

CONTRATUERCA ROSCA HEMBRA CILÍNDRICA BSPP  
- BSPP nut

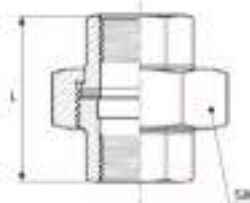
REFERENCIA	ROSCA H	H MM	SW MM	Peso Weight(g)
F312018X	G1/8"	6	19	10
F312014X	G1/4"	6	22	20
F312038X	G3/8"	7	27	30
F312012X	G1/2"	8	32	40
F312034X	G3/4"	9	37	60
F312100X	G1"	10	46	80
F312114X	G1 1/4"	11	55	110
F312112X	G1 1/2"	12	62	150
F312200X	G2"	13	76	220

## FIGURA 85

CURVA PUENTE - ROSCA HEMBRA CILÍNDRICA BSPP  
- Bended union BSPP thread

REFERENCIA	ROSCA H	L MM	Peso Weight(g)
F085038X	G3/8"	78	130
F085012X	G1/2"	91	190
F085034X	G3/4"	106	270
F085100X	G1"	119	510
F085114X	G1 1/4"	150	900

## FIGURA 330

ENLACE 3 PIEZAS CON JUNTA PLANA DE PTFE - ROSCA HEMBRA CILÍNDRICA BSPP  
- 3 pieces pipe fittings union with PTFE gasket

REFERENCIA	ROSCA H	L MM	SW MM	Peso Weight(g)
F330018X	G1/8"	40	29	60
F330014X	G1/4"	42	29	100
F330038X	G3/8"	45	34	120
F330012X	G1/2"	48	39	200
F330034X	G3/4"	52	47	270
F330100X	G1"	58	58	310
F330114X	G1 1/4"	65	67	720
F330112X	G1 1/2"	70	77	800
F330200X	G2"	78	90	1.190
F330212X	G2 1/2"	85	110	1.810
F330300X	G3"	95	130	2.600
F330400X	G4"	110	157	4.350