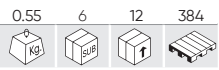


CONSUMIBLES

52044



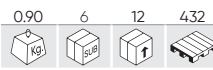
ESTUCHE DE CLIPS EN R 150 PCS



REF.	KEY	PCS
10793	2,3x43	25
10794	3,2x52	20
10795	3,8x75	8
10882	2x32	42
10883	1,6x36	30
10884	1,6x42	25



52027



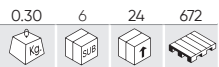
ESTUCHE DE PASADORES DE ALETAS 365 PCS



REF.	KEY	PCS
10796	1,2x25	50
10797	1,6x32	50
10798	2x40	50
10799	2,5x40	50
10800	3,2x40	50
10801	3,2x50	50
10802	4x50	40
10803	5x63	10
10804	6,3x63	15



53348



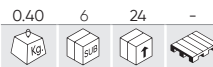
ESTUCHE DE CIRCLIPS TIPO E 150 PCS



	PCS
M1.5 - 1/16"	15
M3 - 1/8"	15
M5 - 3/16"	20
M6 - 1/4"	25
M9 - 3/8"	25
M12 - 1/2"	20
M15 - 5/8"	10
M19 - 3/4"	10
M22 - 7/8"	10



53350



ESTUCHE DE PASADORES ELÁSTICOS 120 PCS



1/16" x 3/16"	4	3/16" x 5/8"	5
1/16" x 5/16"	4	3/16" x 1"	5
1/16" x 3/4"	4	3/16" x 1-1/4"	5
5/64" x 1/4"	4	7/32" x 5/8"	4
5/64" x 1/2"	4	7/32" x 1-1/4"	4
5/64" x 1"	4	7/32" x 1-3/4"	4
3/32" x 5/8"	4	1/4" x 5/8"	4
3/32" x 1"	4	1/4" x 1-1/4"	4
3/32" x 1-1/4"	4	1/4" x 1-3/4"	4
1/8" x 5/8"	5	5/16" x 3/4"	4
1/8" x 1"	5	5/16" x 1-1/2"	4
1/8" x 1-1/4"	5	5/16" x 2"	4
5/32" x 5/8"	4	3/8" x 3/4"	2
5/32" x 1"	4	3/8" x 1-1/2"	2
5/32" x 1-1/2"	4	3/8" x 2"	2



53363



ESTUCHE DE PASADORES CLEVIS Y CLIPS EN R 71 PCS



KEY	PCS
3.5x44	6
2.5x42	20
2.5x58	7
2x3	7

KEY	PCS
8x50	5
9.5x50	18
11x63	5
12.5x50	3



53364



ESTUCHE DE CHAVETAS 60 PCS



KEY	PCS
3x3x25	4
3x3x20	4
5x5x30	5
5x5x25	5
5x5x20	5
6x6x40	5
6x6x30	5
6x6x20	5
8x8x40	5
8x8x30	5
10x10x40	5
10x10x30	5
12x12x40	2

